

## Contacting Dell

To contact Dell for sales, technical support, or customer service issues, go to [dell.com/ContactDell](http://dell.com/ContactDell)

## Επικοινωνία με την Dell

Αν θέλετε να επικοινωνήσετε με την Dell για θέματα πωλήσεων, τεχνικής υποστήριξης ή εξυπηρέτησης πελατών, επισκεφτείτε την ιστοσελίδα [dell.com/ContactDell](http://dell.com/ContactDell)

## Contactar a Dell

Para entrar em contacto com a Dell relativamente a assuntos de vendas, suporte técnico ou serviço de apoio ao cliente, aceda a [dell.com/ContactDell](http://dell.com/ContactDell)

## Cum se poate contacta Dell

Pentru a contacta reprezentanții Dell pentru probleme legate de vânzări, asistență tehnică sau relații cu clienții, accesați [dell.com/ContactDell](http://dell.com/ContactDell)

## Vzpostavljajte stika z družbo Dell

Če želite vzpostaviti stik z družbo Dell za prodajo, tehnično podpora ali podpora uporabnikom, obiščite [dell.com/ContactDell](http://dell.com/ContactDell)

## More Information

For regulatory and safety best practices, see [dell.com/regulatory\\_compliance](http://dell.com/regulatory_compliance)

## Περισσότερες πληροφορίες

Για τις άριστες πρακτικές σε θέματα κανονισμών και ασφάλειας, ανατρέξτε στην ιστοσελίδα [dell.com/regulatory\\_compliance](http://dell.com/regulatory_compliance)

## Mais informações

Para obter informações sobre regulamentação e melhores práticas de segurança, consulte [dell.com/regulatory\\_compliance](http://dell.com/regulatory_compliance)

## Mai multe informații

Pentru cele mai bune practici privind reglementările și siguranța, consultați [dell.com/regulatory\\_compliance](http://dell.com/regulatory_compliance)

## Več informacij

Regulativne informacije in informacije o najboljših praksah poiščite na [dell.com/regulatory\\_compliance](http://dell.com/regulatory_compliance)

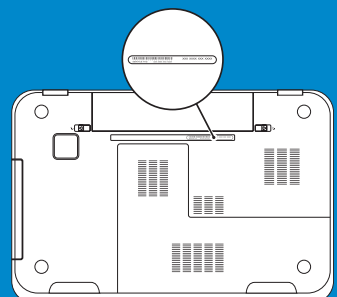
## Service Tag

Ετικέτα εξυπηρέτησης

Etiqueta de serviço

Etichetă de service

Servisna oznaka



## Información para la NOM o Norma Oficial Mexicana (Solo para México)

La siguiente información afecta a los dispositivos descritos en este documento de acuerdo a los requisitos de la Normativa Oficial Mexicana (NOM):

### Importador:

Dell México S.A. de C.V.

Paseo de la Reforma 2620 – Piso 11°

Col. Lomas Altas

11950 México, D.F.

Número de modelo normativo: P15E

Tensión de entrada: 100 V CA–240 V CA

Intensidad de entrada (máxima): 1,50 A/1,60 A/1,70 A/2,30 A/2,50 A

Frecuencia de entrada: 50 Hz–60 Hz

Intensidad de salida: 3,34A/4,62A/6,70A

Tensión de salida: 19,5 V CC

© 2012 Dell Inc.

Dell™, the DELL logo, and Inspiron™ are trademarks of Dell Inc. Windows® is either a trademark or registered trademark of Microsoft Corporation in the United States and/or other countries.

Regulatory model: P15E | Type: P15E001

Computer model: Inspiron 5720/7720

© 2012 Dell Inc.

Η ονομασία Dell™, το λογότυπο DELL και η ονομασία Inspiron™ είναι εμπορικά σήματα της Dell Inc. Η ονομασία Windows® είναι η εμπορικό σήμα ή σήμα κατατεθέν της Microsoft Corporation στις ΗΠΑ και/ή άλλες χώρες.

Μοντέλο σύμφωνα με τις κανονιστικές διατάξεις: P15E | Τύπος: P15E001

Μοντέλο υπολογιστή: Inspiron 5720/7720

© 2012 Dell Inc.

Dell™, o logótipo DELL e Inspiron™ são marcas comerciais da Dell Inc. Windows® é uma marca comercial ou uma marca comercial registada da Microsoft Corporation nos Estados Unidos e/ou noutros países.

Modelo regulamentar: P15E | Tipo: P15E001

Modelo do computador: Inspiron 5720/7720

© 2012 Dell Inc.

Dell™, sigla DELL și Inspiron™ sunt mărci comerciale ale Dell Inc. Windows® este marcă comercială sau marcă comercială înregistrată a Microsoft Corporation în Statele Unite ale Americii și/sau în alte țări.

Model de reglementare: P15E | Tip: P15E001

Modelul computerului: Inspiron 5720/7720

© 2012 Dell Inc.

Dell™, logotip DELL în Inspiron™ so blagovne znamke družbe Dell Inc. Windows® je blagovna znamka ali registrirana blagovna znamka družbe Microsoft Corporation v Združenih državah Amerike in/ali drugih državah.

Regulativni model: P15E | Vrsta: P15E001

Model računalnika: Inspiron 5720/7720



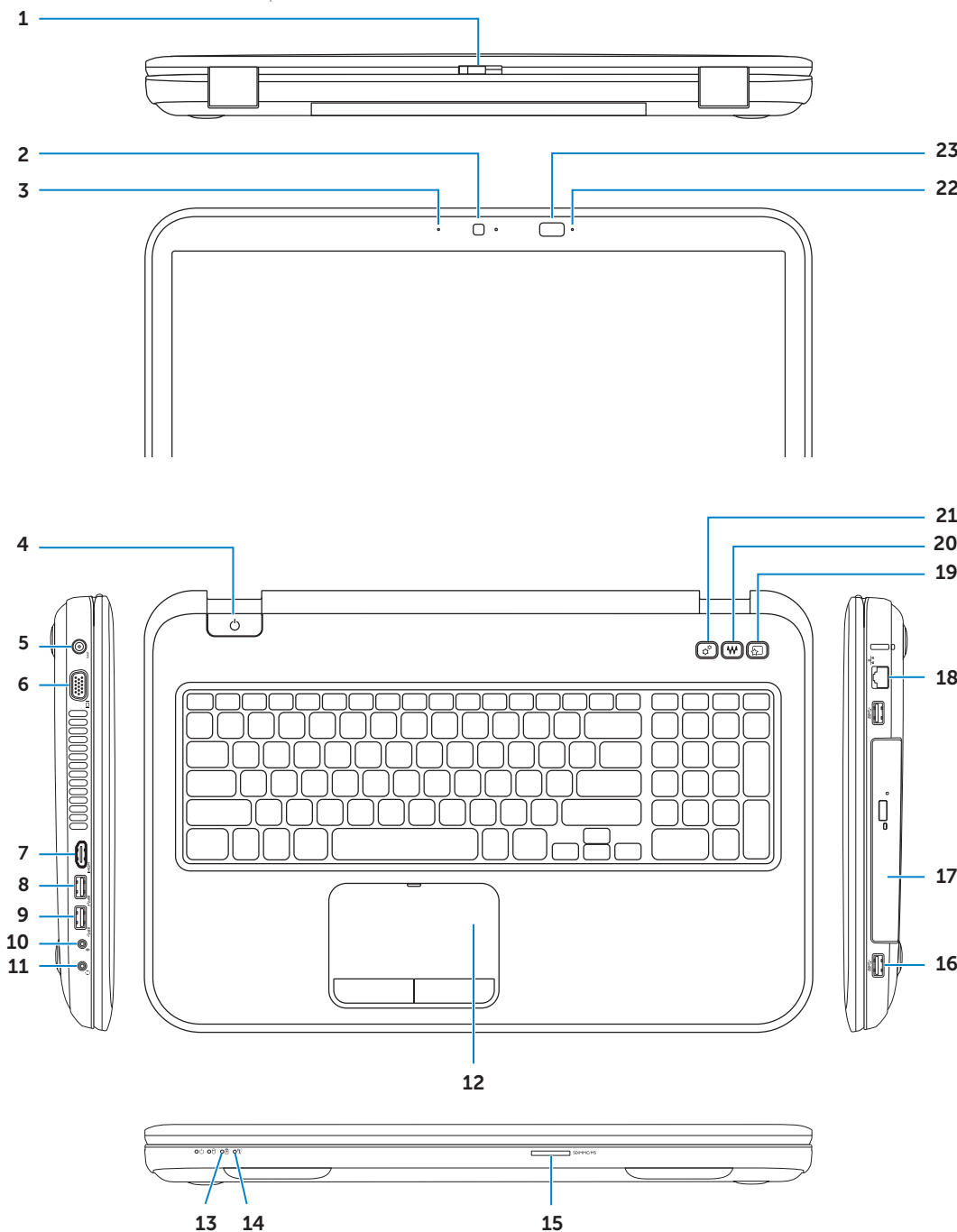
Printed in China.

2012 - 07

## Computer Features

Χαρακτηριστικά υπολογιστή | Características do computador

Caracteristicile computerului | Funkcije računalnika



- |                                 |                                     |   |
|---------------------------------|-------------------------------------|---|
| 1. Switch release latch         | 10. Microphone port                 | 18. Network port                                    |
| 2. Camera                       | 11. Headphone/Microphone combo port | 19. Dell Instant Launch button                      |
| 3. Microphone                   | 12. Touchpad                        | 20. Dell audio with preset switch button            |
| 4. Power button                 | 13. Battery status light            | 21. Windows Mobility Center button                  |
| 5. Power adapter port           | 14. Wireless status light           | 22. 3D infrared emitter status indicator (optional) |
| 6. VGA port                     | 15. 8-in-1 Media-card reader        | 23. 3D infrared emitter (optional)                  |
| 7. HDMI port                    | 16. USB 3.0 ports (2)               |   |
| 8. USB 3.0 port with PowerShare | 17. Optical drive                   |   |
| 9. USB 3.0 port                 |                                     |   |

- |                                  |  |   |
|----------------------------------|--|---|
| 1. Μάνταλο αποδέσμευσης διακόπτη | 11. Σύνθετη θύρα ακουστικών/ μικροφώνου      | 19. Κουμπί Dell Instant Launch (Άμεση εκκίνηση της Dell)                          |
| 2. Κάμερα                        | 12. Επιφάνεια αφής                           | 20. Ήχος Dell με κουμπί εναλλαγής προκαθορισμένων ρυθμίσεων                       |
| 3. Μικρόφωνο                     | 13. Λυχνία κατάστασης μπαταρίας              | 21. Κουμπί Windows Mobility Center (Κέντρο φορητότητας των Windows)               |
| 4. Κουμπί τροφοδοσίας            | 14. Λυχνία κατάστασης ασύρματης επικοινωνίας | 22. Ενδεικτική λυχνία κατάστασης πομπού τριδιάστατων (3D) υπερύθρων (προαιρετικά) |
| 5. Θύρα προσαρμογέα ισχύος       | 15. Μονάδα ανάγνωσης καρτών μέσω 8 σε 1      | 23. Πομπός τριδιάστατων (3D) υπερύθρων (προαιρετικά)                              |
| 6. Θύρα VGA                      | 16. Θύρες USB 3.0 (2)                        |   |
| 7. Θύρα HDMI                     | 17. Μονάδα οπτικού δίσκου                    |   |
| 8. Θύρα USB 3.0 με PowerShare    | 18. Θύρα δικτύου                             |   |
| 9. Θύρα USB 3.0                  |  |   |
| 10. Θύρα μικροφώνου              |  |   |

- |                                   |   |  |
|-----------------------------------|---|--|
| 1. Trinco de desbloqueio do botão | 10. Porta de microfone                      | 18. Porta de rede  |
| 2. Câmera                         | 11. Porta combinada auscultadores/microfone | 19. Botão de início instantâneo Dell                               |
| 3. Microfone                      | 12. Painele táctil                          | 20. Botão de áudio com predefinição Dell                           |
| 4. Botão de ligação               | 13. Luz de estado da bateria                | 21. Botão do Windows Mobility Center                               |
| 5. Porta do adaptador de energia  | 14. Luz de estado da ligação sem fios       | 22. Indicador de estado do emissor de infravermelhos 3D (opcional) |
| 6. Porta VGA                      | 15. Leitor de cartões de multimédia 8 em 1  | 23. Emissor de infravermelhos 3D (opcional)                        |
| 7. Porta HDMI                     | 16. Portas USB 3.0 (2)                      |  |
| 8. Porta USB 3.0 com PowerShare   | 17. Unidade óptica                          |  |
| 9. Porta USB 3.0                  |   |  |

- |  |  |   |
|--|--|---|
| 1. Lamelă de deblocare a butonului     | 9. Port USB 3.0                                    | 17. Unitate optică  |
| 2. Cameră                              | 10. Port pentru microfon                           | 18. Port de rețea   |
| 3. Microfon                            | 11. Port combo pentru căști/microfon               | 19. Buton Dell de lansare instantanee                         |
| 4. Buton de alimentare                 | 12. Touchpad                                       | 20. Buton Dell pentru setări audio prestabilite               |
| 5. Port pentru adaptorul de alimentare | 13. Indicator luminos de stare a bateriei          | 21. Buton pentru Centrul Windows pentru mobilitate            |
| 6. Port VGA                            | 14. Indicator luminos de stare a funcției wireless | 22. Indicator de stare a emițătorului 3D infraroșu (opțional) |
| 7. Port HDMI                           | 15. Cititor de carduri de stocare 8 în 1           | 23. Emițător 3D infraroșu (opțional)                          |
| 8. Port USB 3.0 cu PowerShare          | 16. Porturi USB 3.0 (2)                            |   |

- |  |  |  |
|--|--|--|
| 1. Sprostitveni zapah                  | 9. Vrata USB 3.0                           | 17. Optični pogon  |
| 2. Kamera                              | 10. Priključek za mikrofon                 | 18. Omrežni priključek                                   |
| 3. Mikrofon                            | 11. Kombinirana vrata za slušalke/mikrofon | 19. Gumb za hitri zagon Dell                             |
| 4. Gumb za vklop/izklop                | 12. Sledilna ploščica                      | 20. Zvok Dell s predhodno nastavljenim preklopnim gumbom |
| 5. Vrata za napajalnik                 | 13. Lučka stanja baterije                  | 21. Gumb za središče za prenosni računalnik              |
| 6. Vrata VGA                           | 14. Lučka stanja brezžične povezave        | 22. Indikator stanja infrardečega 3D-oddajnika (izbirno) |
| 7. Vrata HDMI                          | 15. Bralnik pomnilniških kartic 8-v-1      | 23. Infrardeči 3D-oddajnik (izbirno)                     |
| 8. Vrata USB 3.0 s funkcijo PowerShare | 16. Vrata USB 3.0 (2)                      |  |

# inspiron

## 17R

## Quick Start Guide

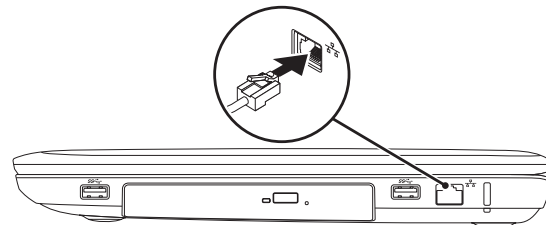
Οδηγός γρήγορης έναρξης | Guia de iniciação rápida

Ghid de începere rapidă | Priročnik za hitri zagon



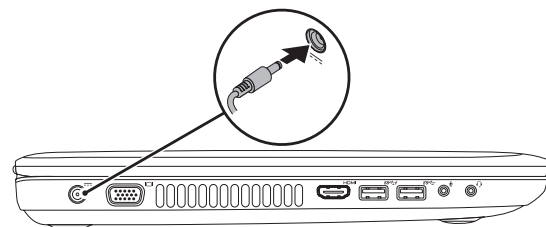
## 1 Connect the network cable (optional)

Συνδέστε το καλώδιο δικτύου (προαιρετικά) | Ligar o cabo de rede (opcional)  
Conectați cablul de rețea (opțional) | Priključite omrežni kabel (dodatna možnost)




## 2 Connect the power adapter

Συνδέστε τον προσαρμογέα ισχύος | Ligar o adaptador de corrente  
Conectați adaptorul de alimentare | Priključite napajalni kabel



## 3 Press the power button

Πιέστε το κουμπί τροφοδοσίας | Premir o botão de alimentação  
Apăsați pe butonul de alimentare | Pritisnite gumb za vklop/izklop

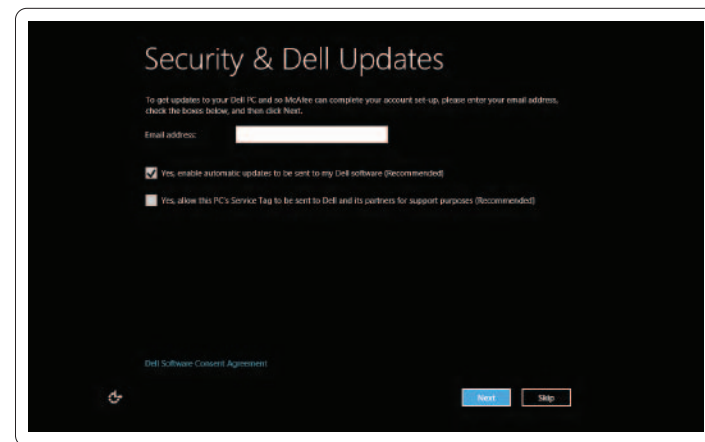


## 4 Complete Windows setup

Ολοκληρώστε την εγκατάσταση των Windows | Concluir a configuração do Windows  
Finalizați instalarea sistemului de operare Windows | Dokončajte namestitev sistema Windows

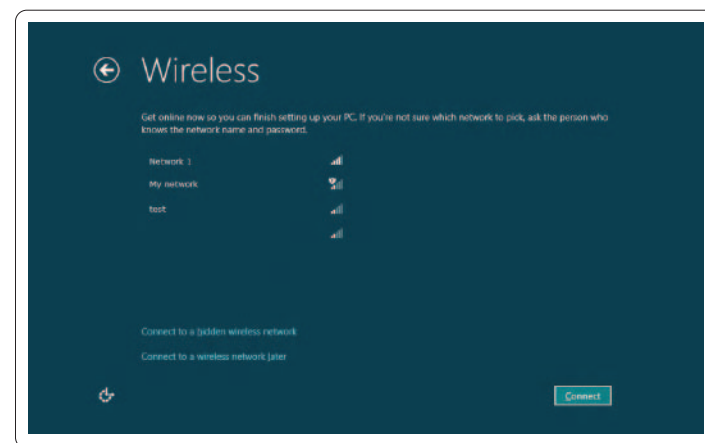
### Enable security

Ενεργοποιήστε την ασφάλεια | Activar siguranța  
Activați securitatea | Omogočite varnostne funkcije



### Configure wireless (optional)

Διαρθρώστε την ασύρματη επικοινωνία (προαιρετικά) | Configurar sem fios (opcional)  
Configurați funcția wireless (opțional) | Konfigurirajte brezžično omrežje (izbirno)



## Windows 8

**Tiles** Πλακίδια | Mosaicos | Cadre | Ploščice



### Scroll to access more tiles

Με κύλιση αποκτήστε πρόσβαση σε περισσότερα πλακίδια  
Percorra para aceder a mais ficheiros  
Derulați pentru a accesa mai multe cadre  
Podrsajte za dostop do drugih ploščic

**Resources** Πόροι | Recursos | Resurse | Viri



### Getting started

Γρήγορα αποτελέσματα  
Começar  
Noțiuni introductive  
Začetek  
**My Dell Support Center**  
My Dell Support Center (Κέντρο υποστήριξης)  
Centro de suporte My Dell  
Centrul de asistență Dell  
Center za podporo uporabnikom Dell

**Charms sidebar** Πλαϊνή γραμμή συμβόλων | Barra lateral de orșodes  
Bara laterală de efecte magice | Čarobna vrstica



### Swipe from right edge of the touchpad

Μετακινήστε το δάχτυλό σας από τη δεξιά άκρη της οθόνης  
Passe o dedo a partir da direita do painel táctil  
Treceți cu degetul dinspre marginea din dreapta a touchpadului  
Podrsajte iz desnega kota sledilne ploščice



### Point mouse to lower- or upper-right corner

Στρέψτε το ποντίκι προς την κάτω ή την πάνω δεξιά γωνία  
Aponte o rato para o canto inferior ou superior direito  
Indicați cu mouse-ul spre colțul din dreapta jos sau sus  
Premaknite miško v spodnji ali zgornji desni kot

## Function Keys

Πλήκτρα λειτουργιών | Teclas de funcção | Taste funcționale | Funkcijske tipke

	Switch to external display	Μετάβαση σε εξωτερική οθόνη Mudar para o ecrã externo Comutare la afișaj extern Preklopi na zunanji zaslon
	Turn off/on wireless	Ενεργοποίηση/Απενεργοποίηση ασύρματης επικοινωνίας Ligar/desligar a transmissão sem fios Activare/dezactivare funcție wireless Vklopi/izklopi brezžično omrežje
	Enable/Disable touchpad	Ενεργοποίηση/Απενεργοποίηση επιφάνειας αφής Activar/Desactivar o painel táctil Activare/dezactivare touchpad Omogoči/onemogoči sledilno ploščico
	Decrease brightness	Μείωση φωτεινότητας   Diminuir o brilho Reducere luminozitate   Pomanjšaj svetlost
	Increase brightness	Αύξηση φωτεινότητας   Aumentar o brilho Creștere luminozitate   Povečaj svetlost
	+	Εναλλαγή οπίσθιου φωτισμού πληκτρολογίου (προαιρετικά) Ligar/Desligar retroiluminação do teclado (opcional) Comutare retroiluminare tastatură (opțional) Preklop osvetlitve ozadja tipkovnice (izbirno)
	Play previous track or chapter	Αναπαραγωγή προηγούμενου κομματιού ή κεφαλαίου Reproduzir a faixa ou capítulo anterior Redare melodia sau capitoul anterior Predvajaj prejšnji posnetek ali poglavje
	Play/Pause	Αναπαραγωγή/Παύση   Reproduzir/Pausa Redare/Pauză   Predvajaj/premor
	Play next track or chapter	Αναπαραγωγή επόμενου κομματιού ή κεφαλαίου Reproduzir a faixa ou capítulo seguinte Redare melodia sau capitoul următor Predvajaj naslednji posnetek ali poglavje
	Decrease volume level	Μείωση έντασης ήχου   Diminuir o nível de volume Reducere nivel de volum   Pomanjšaj stopnjo glasnosti
	Increase volume level	Αύξηση έντασης ήχου   Aumentar o nível de volume Creștere nivel de volum   Povečaj stopnjo glasnosti
	Mute audio	Σίγαση ήχου   Silenciar áudio Dezactivare sunet   Utišaj zvok